

# *West Vault Mining - A Gold-in-Ground Investment*



# Compliance with NI 43-101 and Cautionary Statements

## Hasbrouck Project Pre-Feasibility Study, and Mineral Resource and Mineral Reserve Estimates.

Certain information in this presentation has been taken from West Vault Mining's news release of January 23<sup>rd</sup>, 2023, "West Vault Mining Announces 51% IRR Pre-Feasibility Study Update for Hasbrouck Gold Project", in which information has been summarized from the Technical Report and Updated Preliminary Feasibility Study: Hasbrouck and Three Hills Gold-Silver Project, Esmeralda County, Nevada – RESPEC, January 2023, currently being prepared by Thomas L. Dyer, P.E., and Jeff Bickel, C.P.G. of RESPEC, Reno, with contributions by Mark Jorgensen, SME, of JE&TS (metallurgy), Ryan Baker, P.E., of NewFields (civil and heap leach) and Carl Defilippi, SME, of KCA (process design). Each aforementioned person is a "Qualified Person" or a "Expert Relied Upon" under NI 43-101, is independent of West Vault and has reviewed and approved the information in this presentation, as of the time that the Technical Report was produced and as relevant to the portion of the Technical Report for which they are responsible. RESPEC has reviewed and verified the data disclosed in this news release to be in conformity with generally accepted CIM "Estimation of Mineral Resource and Mineral Reserves Best Practices" guidelines as of the time of the Technical Report as required by NI 43-101. For readers to fully understand the information in this news release, they should read the Technical Report when available on [www.sedar.com](http://www.sedar.com) or at [www.westvaultmining.com](http://www.westvaultmining.com) in its entirety, including all qualifications, assumptions, and exclusions that relate to the information set out in this news release that qualify the technical information contained in the Technical Report. The Technical Report is intended to be read as a whole, and sections should not be read or relied upon when taken out of the context of the full Technical Report. The technical information in this presentation is subject to the assumptions, qualifications, and exclusions contained in the Technical Report.

For readers to fully understand the information in this presentation, they should read the Technical Report (available on [www.SEDAR.com](http://www.SEDAR.com) or at [www.westvaultmining.com](http://www.westvaultmining.com)) in its entirety, including all qualifications, assumptions, and exclusions that relate to the information set out in this presentation that qualify the technical information contained in the Technical Report. The Technical Report is intended to be read as a whole, and sections should not be read or relied upon when taken out of the context of the full Technical Report. The technical information in this presentation is subject to the assumptions, qualifications, and exclusions contained in the Technical Report.

Exploration targets include conceptual geophysical targets, geochemical targets from soil, rock and trench samples, and results from widely spaced drill holes; as a result, the potential size and tenor of the targets are conceptual in nature. There has been insufficient exploration to define Mineral Resources on these prospects and this data may not be indicative of the occurrence of a mineral deposit. Such results do not provide assurance that further work will establish sufficient grade, continuity, metallurgical characteristics and economic potential to be classed as a category of Mineral Resource. Mineral resources are not Mineral Reserves and do not have demonstrated economic viability.

Mineral resources exclusive of Mineral Reserves are reported based on a fixed gold cut-off grade of 0.45 g/t for sulfide and 0.40 g/t for oxide, and in relation to conceptual Mineral Resource pit shells and Mineral Reserve pits to demonstrate potential economic viability as required under NI 43-101. Indicated Mineral Resources exclusive of Mineral Reserves are reported to demonstrate potential for future expansion should economic conditions warrant. Inferred Mineral Resources exclusive of Mineral Reserves are reported to demonstrate potential to increase in-pit production should Inferred Mineral Resources be successfully converted to Mineral Reserves; mineralization lying outside of Mineral Resource pit shells is not reported as a Mineral Resource. Mineral resources are not Mineral Reserves and do not have demonstrated economic viability. These Mineral Resource estimates include Inferred Mineral Resources that are considered too speculative geologically to have economic considerations applied to them that would enable them to be categorized as Mineral Reserves. It is reasonably expected that the majority of Inferred Mineral Resources could be upgraded to Indicated.

References in this presentation to active mines and other mineral projects is for illustration purposes only. There can be no assurances the Company will achieve comparable results.

This presentation contains information on a Historical Estimate for Hill of Gold deposit prepared in 1996 (the "Historical Estimate") for prior owners (Eastfield Resources). A qualified person has not done sufficient work to classify the Historical Estimate as current Mineral Resources or Mineral Reserves under NI 43-101 and West Vault is not treating the Historical Estimate as current Mineral Resources or Mineral Reserves. West Vault cautions that there can be no certainty, following further evaluation and/or exploration work, that the Historical Estimate can be upgraded or verified as Mineral Resources or Mineral Reserves.

This presentation has been prepared by West Vault Mining Inc. ("West Vault", "WVM" or the "Company") in accordance with Canadian regulatory requirements set out in National Instrument 43-101 and has been reviewed and verified by Sandy McVey P.Eng., West Vault's Chief Executive Office, a non-independent Qualified Person as defined by NI 43-101 as conforming to NI 43-101

# Forward-looking Statements and Cautionary Note to US Investors

**Forward-looking Information.** This presentation contains forward-looking information or forward-looking statements (collectively, “forward-looking information”) within the meaning of applicable securities laws. Forward-looking information is typically identified by words such as: “safer”, “will”, “will increase”, “believe”, “will hold”, “are vigilant”, “low holding costs”, “effective cost”, “implied value”, “highly sensitive”, “robust economics”, “plans to”, “achieve”, “opportunity”, “strong expansion potential”, “strong exploration potential”, “high grade feeder”, “root potential”, “high-grade”, “underground potential”, “current potential”, “re-rating potential”, “rely on”, “ready-to-build”, “low risk”, “gold-in-ground”, “vigilant”, “effective cost”, “low holding cost”, “profitability”, “value”, “undervalued”, “quality”, “increase(s)”, “can increase”, “rewards”, “risks”, “avoids risks”, “can increase”, “conditions are right”, “Hasbrouck’s quality”, “expect”, “believes”, “frugal”, “avoids”, “simple”, “profitable”, “quick”, “no dilution”, and similar expressions, and similar expressions, or are those, which, by their nature, refer to future events. Forward-looking information in this presentation includes, without limitation, the statements regarding the ability to achieve the recoveries and the processing capacity of the mines; regulatory processes and permitting; estimates of gold or other minerals grades; anticipated costs, anticipated sales, project economics, the realization of expansion and construction activities and the timing thereof; production estimates and other statements that are not historical facts. Information concerning Mineral Reserve estimates and the economic analysis thereof contained in the Technical Report are also forward-looking information in that they reflect a prediction of the mineralization that would be have been encountered, and the results of mining it, if a mineral deposit had been developed and mined at the time of the Technical Report and the assumptions in the Technical Report had remained correct. Although West Vault believes that such timings and expenses as set out in this presentation are reasonable, it can give no assurance that such expectations and estimates will prove to be correct. The Company cautions investors that any forward-looking information provided by the Company is not a guarantee of future results or performance, and that actual results may differ materially from those in forward-looking information as a result of various factors, including, but not limited to, the state of the financial markets for the Company’s equity securities, the state of the market for gold or other minerals that may be produced generally, significant increases in any of the machinery, equipment or supplies required to develop and operate a mine, a significant change in the availability or cost of the labor force required to operate a mine, a significant increases in the cost of transportation for the Company’s products, variations in the nature, quality and quantity of any mineral deposits that may be located, the Company’s ability to obtain any necessary permits, consents or authorizations required for its activities, to raise the necessary capital or to be fully able to implement its business strategies and other risks associated with the exploration and development of mineral properties. The reader is referred to the Company’s public filings for a more complete discussion of such risk factors and their potential effects which may be accessed through the Company’s profile on SEDAR at [www.sedar.com](http://www.sedar.com).

**Cautionary Note to US Investors Regarding the Use of Mining Terms.** This presentation has been prepared in accordance with the securities laws in effect in Canada, which differ from the requirements of U.S. securities laws. Unless otherwise Indicated, all reserve estimates included in this presentation have been prepared in accordance with NI 43-101 and the Canadian Institute of Mining, Metallurgy, and Petroleum Definition Standards on Mineral Resources and Mineral Reserves (the “CIM Definition Standards”). NI 43-101 is a rule developed by the Canadian Securities Administrators which establishes standards for all public disclosure an issuer makes of scientific and technical information concerning mineral projects. Canadian standards, including NI 43-101, differ from the requirements of the U.S. Securities and Exchange Commission (the “SEC”) under subpart 1300 of Regulation S-K (the “SEC Modernization Rules”), and resources and reserve information contained herein may not be comparable to similar information disclosed by U.S. companies. The SEC Modernization Rules replaced the historical property disclosure requirements included in SEC Industry Guide 7. As a foreign private issuer the Company is not currently subject to the SEC Modernization Rules. The SEC Modernization Rules includes the adoption of terms describing Mineral Reserves and Mineral Resources that are “substantially similar” to the corresponding terms under the CIM Definition Standards. As a result of the adoption of the SEC Modernization Rules, the SEC now recognizes estimates of “Measured Mineral Resources”, “Indicated Mineral Resources” and “Inferred Mineral Resources”. In addition, the SEC has amended its definitions of “proven Mineral Reserves” and “probable Mineral Reserves” to be “substantially similar” to the corresponding CIM Definitions. U.S. investors are cautioned that while the above terms are “substantially similar” to CIM Definitions, there are differences in the definitions under the SEC Modernization Rules and the CIM Definition Standards. Accordingly, there is no assurance any Mineral Reserves or Mineral Resources that the Company may report as “proven Mineral Reserves”, “probable Mineral Reserves”, “Measured Mineral Resources”, “Indicated Mineral Resources” and “Inferred Mineral Resources” under NI 43-101 would be the same had the Company prepared the reserve or resource estimates under the standards adopted under the SEC Modernization Rules. U.S. investors are also cautioned that while the SEC recognizes “Measured Mineral Resources”, “Indicated Mineral Resources” and “Inferred Mineral Resources” under the SEC Modernization Rules, investors should not assume that any part or all of the mineralization in these categories will ever be converted into a higher category of Mineral Resources or into Mineral Reserves. Mineralization described using these terms has a greater amount of uncertainty as to its existence and feasibility than mineralization that has been characterized as reserves. Accordingly, investors are cautioned not to assume that any Measured Mineral Resources, Indicated Mineral Resources, or Inferred Mineral Resources that the Company reports are or will be economically or legally mineable. Further, “Inferred Mineral Resources” have a greater amount of uncertainty as to their existence and as to whether they can be mined legally or economically. Therefore, U.S. investors are also cautioned not to assume that all or any part of the “Inferred Mineral Resources” exists. Under Canadian securities laws, estimates of “Inferred Mineral Resources” may not form the basis of feasibility or pre-feasibility studies, except in rare cases. For these reasons, the Mineral Reserve and Mineral Resource estimates and related information in this presentation may not be comparable to similar information made public by U.S. companies subject to the reporting and disclosure requirements under the United States federal securities laws and the rules and regulations thereunder.

# *Our Strategy – We hold Gold-in-Ground*



*We are 100% shareholder focused*

*We hold ready-to-build gold-in-ground ounces in the Hasbrouck Gold Project*

*We believe that rising gold prices will increase Hasbrouck's value at low risk*

*We will hold Hasbrouck until the conditions are right to either sell or build*

*We are alert to acquiring projects of at least Hasbrouck's quality*

**Peter Palmedo** - WVM Chairman and President of Sun Valley Gold



# *Smart Money Believes In Our Low-Risk Strategy*



An early investor, ***Rick Rule*** agrees with our strategy:



*“I like West Vault’s strategy of limiting dilution around a proven deposit.”*

# *Big Money Supports Our Gold-in-Ground Strategy*



## *72% OF WVM HELD BY HIGH-QUALITY GOLD FUNDS*

---

Sun Valley Gold	46%
Ruffer	17%
Eric Sprott	5%
Konwave AG (Gold 2000)	3%
Management & Insiders	1.6%

---

# *Gold-in-Ground Has Low Holding Costs*



***Effective annual holding cost – ETF physical gold - ~ US \$175 per oz\****

***Effective annual holding cost - Hasbrouck gold-in-ground - ~ US \$7 per oz\*\****

\* Assumes 5% interest rate, \$3,300 gold, US\$10/ounce ETF charge

\*\* Assumes US\$1m/year WVM operating costs

# *Gold-in-Ground Avoids Risks, Offers Rewards*



*While avoiding risk, WVM offers two potential rewards from a rising gold price:*

- 1. Increases implied value of Proven and Probable Mineral Reserves***
- 2. Increases implied value of land position for exploration potential to increase Mineral Resources***



# *Is WVM Undervalued? - Sprott Deal Suggests It Is*



## *IN 2021 SPROTT\* PURCHASED A HASBROUCK GOLD STREAM*

***At \$3,300 Gold:***

***SPROTT payments per saleable gold oz\*\*                      US \$ 1,545***  
***(1.41% of saleable gold)***

***WVM Market Cap per saleable gold oz\*\*\*                      US \$ 98***

\* Sprott Private Resource Streaming and Royalty (B) Corp

\*\* Source – West Vault Mining news release, Feb 22, 2021 – Advance Deposit of US \$6.0 million plus US \$1.0 million Additional Deposit upon construction

\*\*\* Source – “Technical Report and Updated Preliminary Feasibility Study: Hasbrouck and Three Hills Gold-Silver Project, Esmeralda County, Nevada” – produced by RESPEC, January 2023, with contributions from Thomas Dyer, P.E., J. Bickel, C.P.G., Mark Jorgensen, R.M., SME, Ryan Baker, P.E., and Carl Defilippi, R.M., SME

# *We Are Careful With Treasury*



- ***US\$2.4m cash on hand***
- ***Low annual operating costs***
- ***Expect no dilution for 2+ years***

# *Hasbrouck - Valuation Highly Sensitive to Gold Price*



## After Tax Sensitivity - Metal Price (US\$000)

Gold Price	NPV 5%	IRR	
\$1,000	-\$104,062	n/a	
\$1,200	-\$22,598	-3%	
\$1,400	\$56,585	20%	
\$1,600	\$134,071	37%	
<b>\$1,790</b>	<b>\$206,159</b>	<b>51%</b>	<b>BASE CASE</b>
\$2,000	\$285,127	67%	
\$2,200	\$358,994	82%	
\$2,400	\$432,100	96%	
\$2,600	\$503,418	110%	

See cautionary language about the Technical Report on page 2

Source – “Technical Report and Updated Preliminary Feasibility Study: Hasbrouck and Three Hills Gold-Silver Project, Esmeralda County, Nevada” – produced by RESPEC, January 2023, with contributions from Thomas Dyer, P.E., J. Bickel, C.P.G., Mark Jorgensen, R.M., SME, Ryan Baker, P.E., and Carl Defilippi, R.M., SME

# *Hasbrouck Fact Sheet - Robust Economics - Ready-to-Build*

**IRR**

**110% after-tax @ \$2,600 gold**

***NPV5***

**US \$206M after-tax @ \$1,790 gold**

## *Initial Capex*

**US \$66M**

**AISC**

**US \$877/oz**

### ***Recoverable Gold***

**561,000 oz (71,000 oz/yr)**

## Geology

**+ 600 boreholes, all-oxide**

## ***Metallurgy***

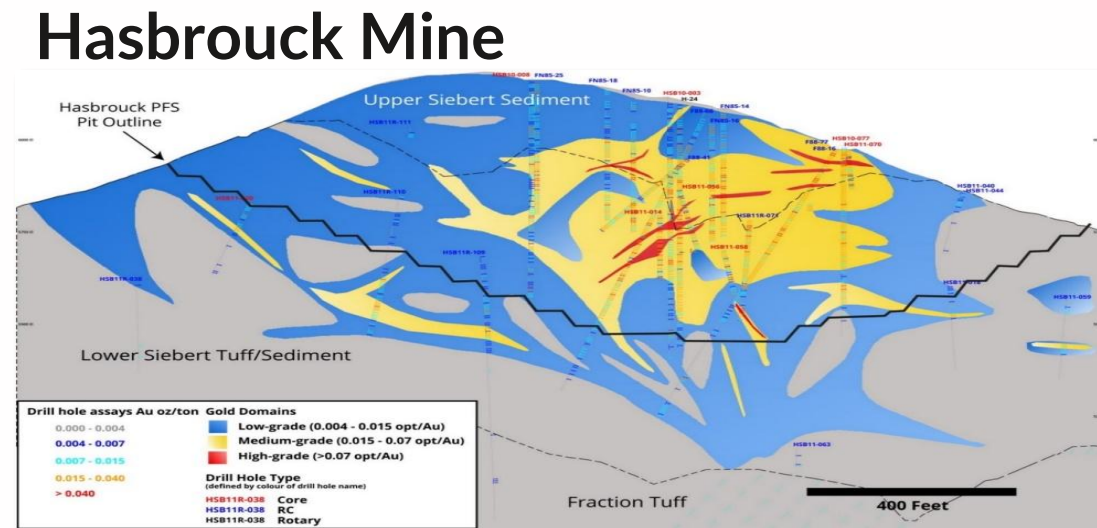
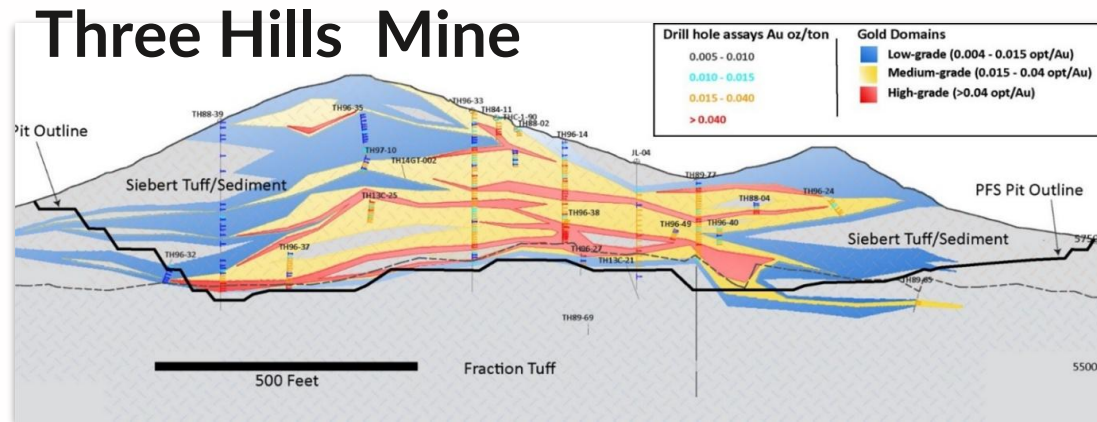
## 13 test programs, 75% recovery

## ***Mining***

### 1:1.1 Strip Ratio, above water table

## Permits

***Federal permits, state permits for first pit***



Source – “Technical Report and Updated Preliminary Feasibility Study: Hasbrouck and Three Hills Gold-Silver Project, Esmeralda County, Nevada” – produced by RESPEC, January 2023, with contributions from Thomas Dyer, P.E., J. Bickel, C.P.G., Mark Jorgensen, R.M., SME, Ryan Baker, P.E., and Carl Defilippi, R.M., SME



**West Vault**  
Mining Inc.

[www.westvaultmining.com](http://www.westvaultmining.com)

TSXV: WVM

OTCQX:WVMDF

**Sandy McVey, CEO** 12  
smcvey@westvaultmining.com  
+1-778 388 2464



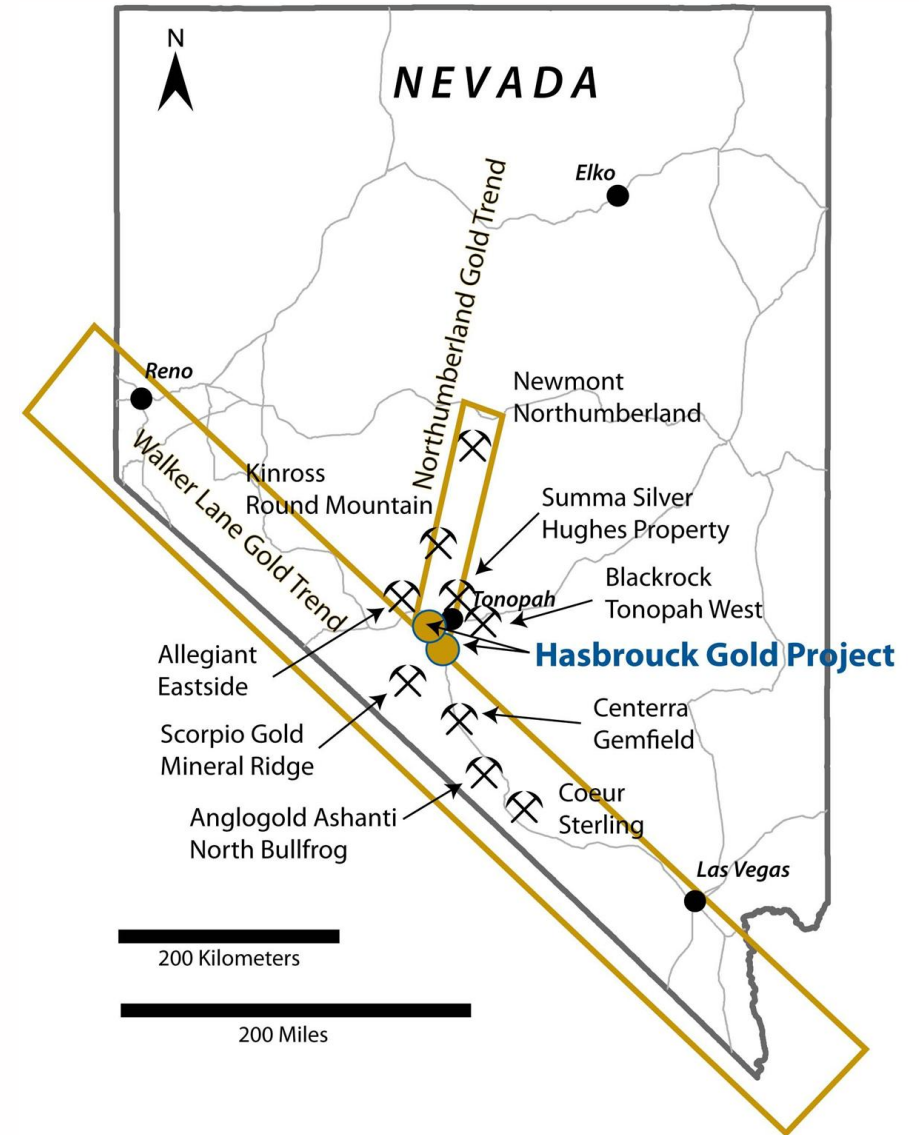
# *Nevada – Low Geopolitical Risk*

- **#2 in investment attractiveness globally\***
- **#5 in gold production globally\*\***
- ***Tonopah – a pro-mining town***

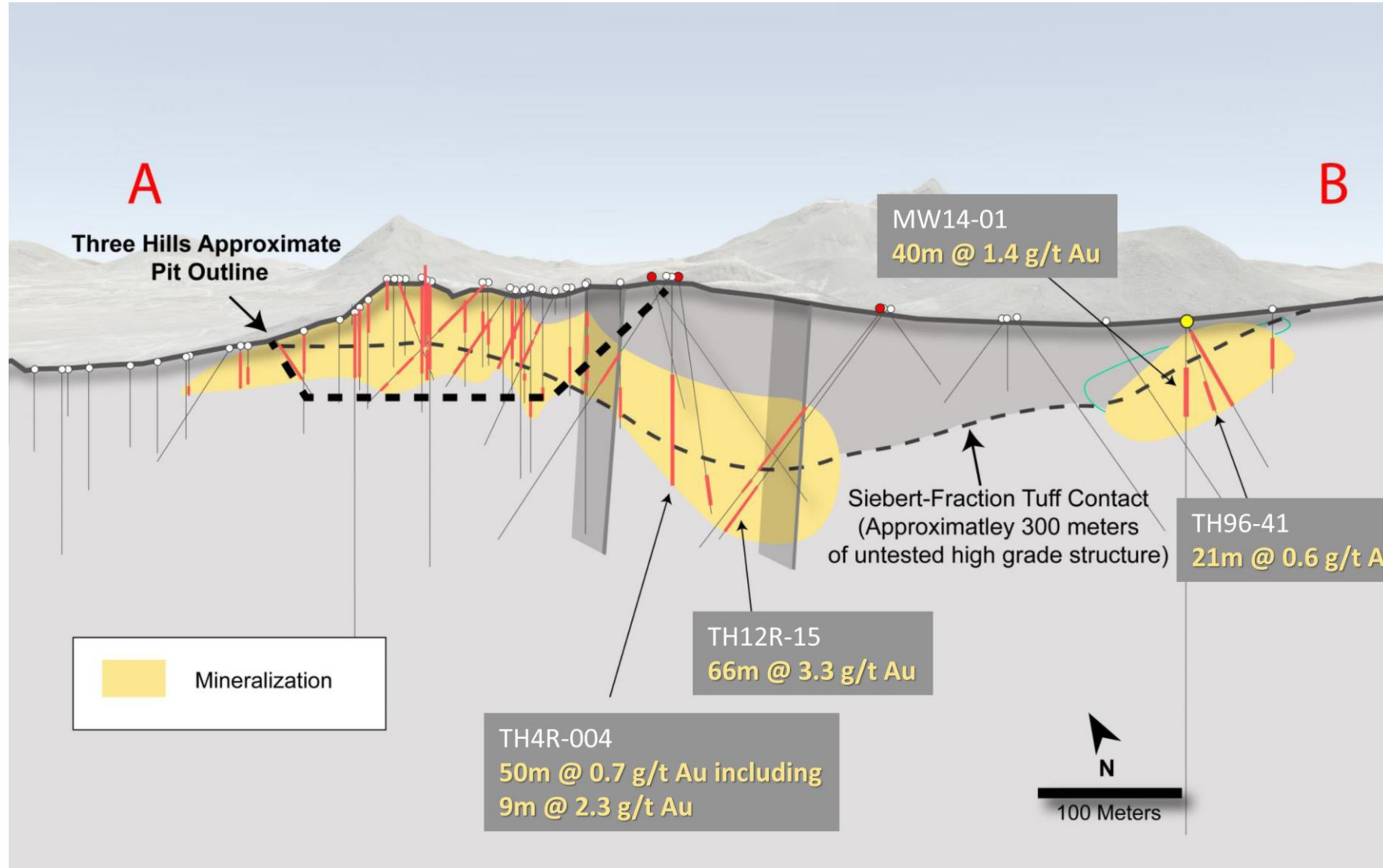
\* Fraser Institute Annual Survey of Mining Companies, 2023

\*\* Minerals.nv.gov, 2023

Reference to active mines and other mineral projects is for illustration purposes only. There is no assurance that the company will achieve comparable results



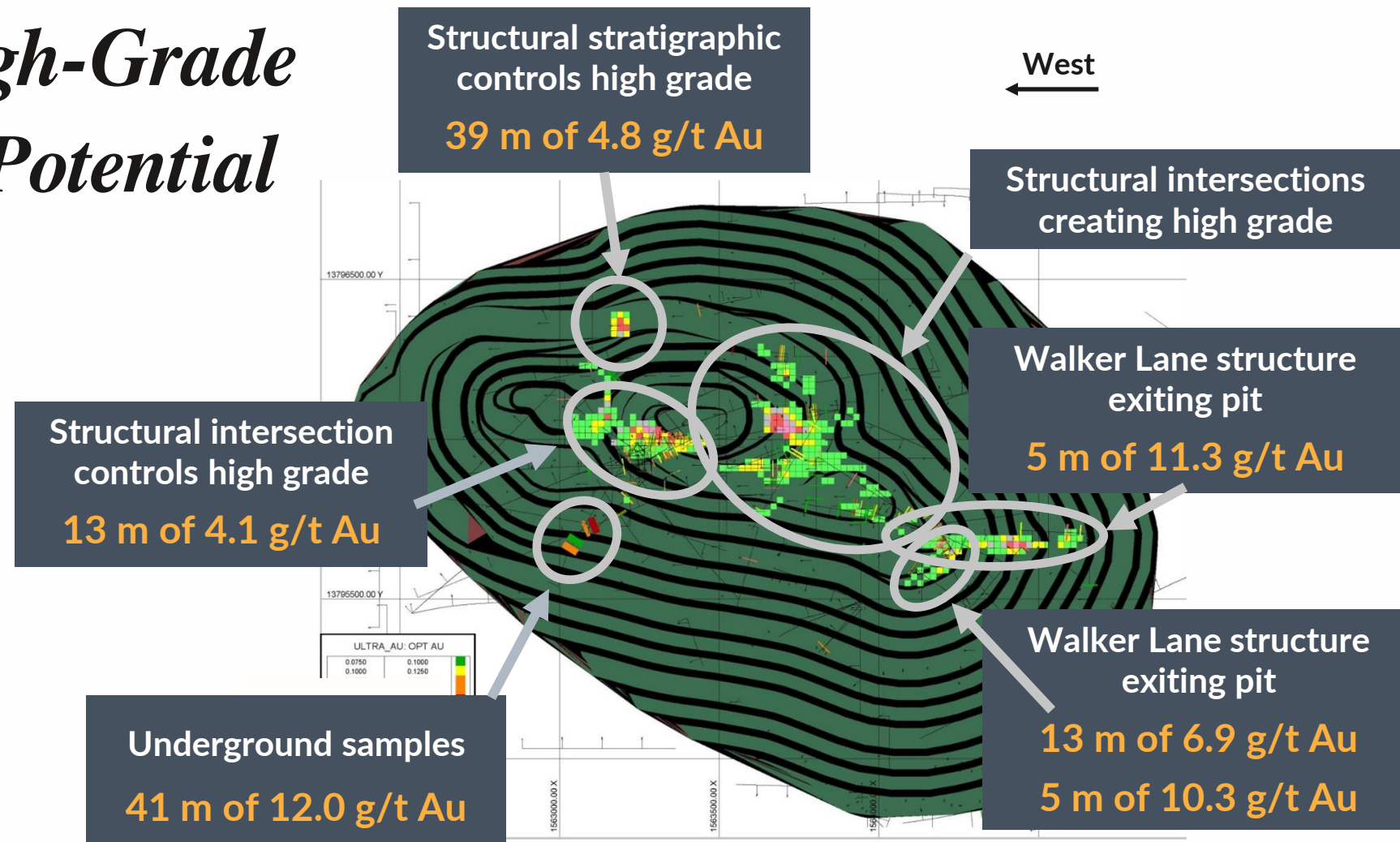
# *First Pit - Strong Expansion Potential*



# *Second Pit - High-Grade Root Expansion Potential*

***High-grade  
underground  
potential***

***Drill when pit is  
deepened***



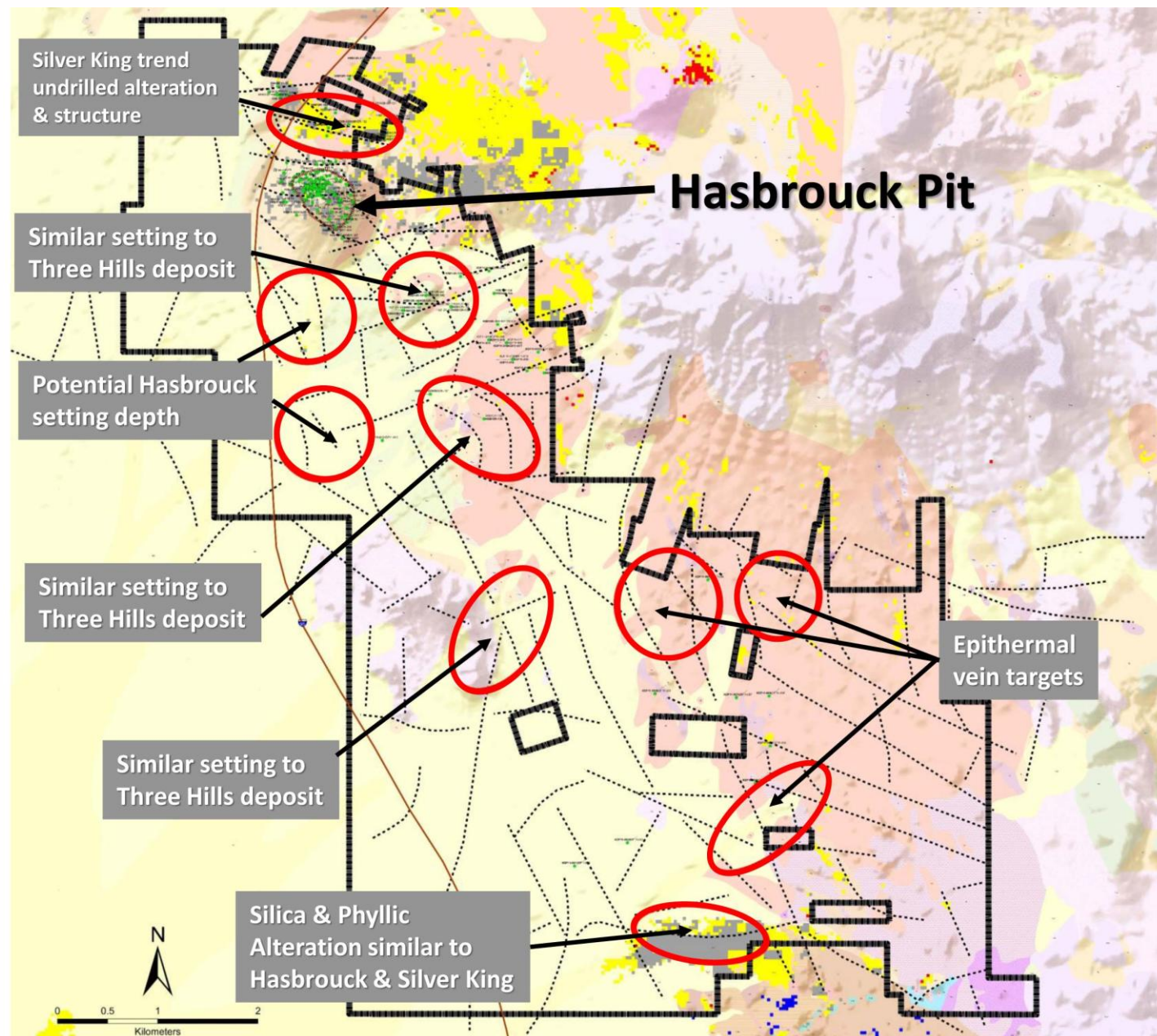
See cautionary language about exploration targets on Slide 2

Source – “Technical Report and Updated Preliminary Feasibility Study: Hasbrouck and Three Hills Gold-Silver Project, Esmeralda County, Nevada” – produced by RESPEC, January 2023, with contributions from Thomas Dyer, P.E., J. Bickel, C.P.G., Mark Jorgensen, R.M., SME, Ryan Baker, P.E., and Carl Defilippi, R.M., SME



# *Second Pit Region – Strong Exploration Potential*

**Multiple on-property  
exploration targets –  
10,000 acres**



See cautionary language about exploration targets on Slide 2



# *In Summary - Why Invest in WVM?*



*We are 100% shareholder focused*

*We hold ready-to-build, profitable, gold-in-ground ounces at Hasbrouck*

*We believe rising gold prices will increase Hasbrouck's value*

*We will hold Hasbrouck until conditions are right to either divest or build*

*We are alert to acquiring projects of at least Hasbrouck's quality*

**Peter Palmedo** - WVM Chairman and President of Sun Valley Gold

# *Thank you*

**Sandy McVey, CEO & COO, M.Sc., P.Eng, PMP**

[smcvey@westvaultmining.com](mailto:smcvey@westvaultmining.com)

P: 778 388 2464

TF: 1-866-899-5450

838 – 1100 Melville Street

Vancouver, BC V6E 4A6

**[www.westvaultmining.com](http://www.westvaultmining.com)**



# *Additional information*





# Experienced, successful leadership



**Peter Palmedo**

**Chairman and Director**

President of Sun Valley Gold LLC



**Pierre Lebel, MBA LLB**

**Independent Director**

Director of Imperial Metals  
Director of Vancouver Opera,  
Honorary director of Lions Gate Hospital Foundation



**Frank Hallam, BBA, CA**

**Director, CFO, and Corporate Secretary**

Co-founder of West Vault Mining, Platinum Group Metals, MAG Silver, and West Timmins Mining  
Former director Lake Shore Gold  
President, CEO, and director of Platinum Group Metals



**Priscila Costa Lima, BBA, CPA, CMA**

**Independent Director**

Vice-President of Finance & Administration at Mangrove Lithium  
Director of South Star Battery Metals Corp.  
Former CFO of Bron Media Corp



**Sandy McVey, P.Eng, PMP**

**CEO and COO**

Mining engineer with 30+ years international mine construction, development, operation, and mine project valuations and studies



# Company Data

**US\$2.4m cash on hand**

*- no dilution for approximately 2 years*

---

Stock symbol	TSXV: WVM	OTCQX:WVMDF
Share price (June 2, 2025)		C\$1.28
52-week high / low		C\$1.45 / C\$0.83
Issued & outstanding		57,995,161
Options		1,959,433
Restricted Share Units		149,331
Fully diluted		60,103,925
Deferred Share Units		128,419
Market capitalization (June 2, 2025)	C\$74M	US\$54M

---

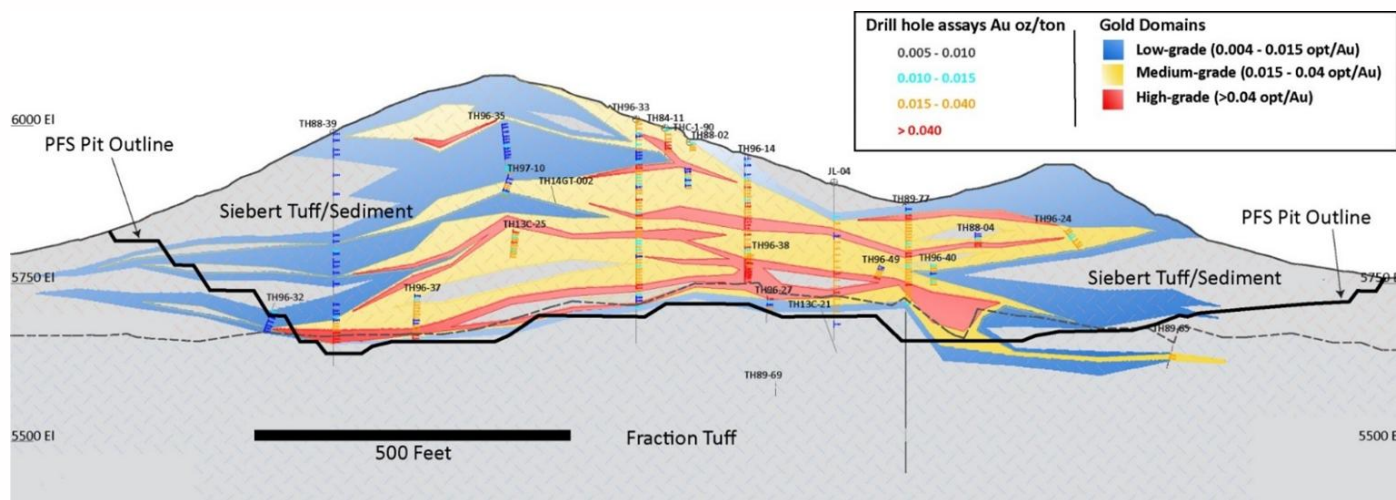
# First Pit - *Simple, Profitable!*

71,000 oz per year

No pre-strip, 0.9:1 strip ratio

Run-of-mine heap leach

Generates cash to build Hasbrouck Mine



Source – “Technical Report and Updated Preliminary Feasibility Study: Hasbrouck and Three Hills Gold-Silver Project, Esmeralda County, Nevada” – produced by RESPEC, January 2023, with contributions from Thomas Dyer, P.E., J. Bickel, C.P.G., Mark Jorgensen, R.M., SME, Ryan Baker, P.E., and Carl Defilippi, R.M., SME

# First Pit Layout

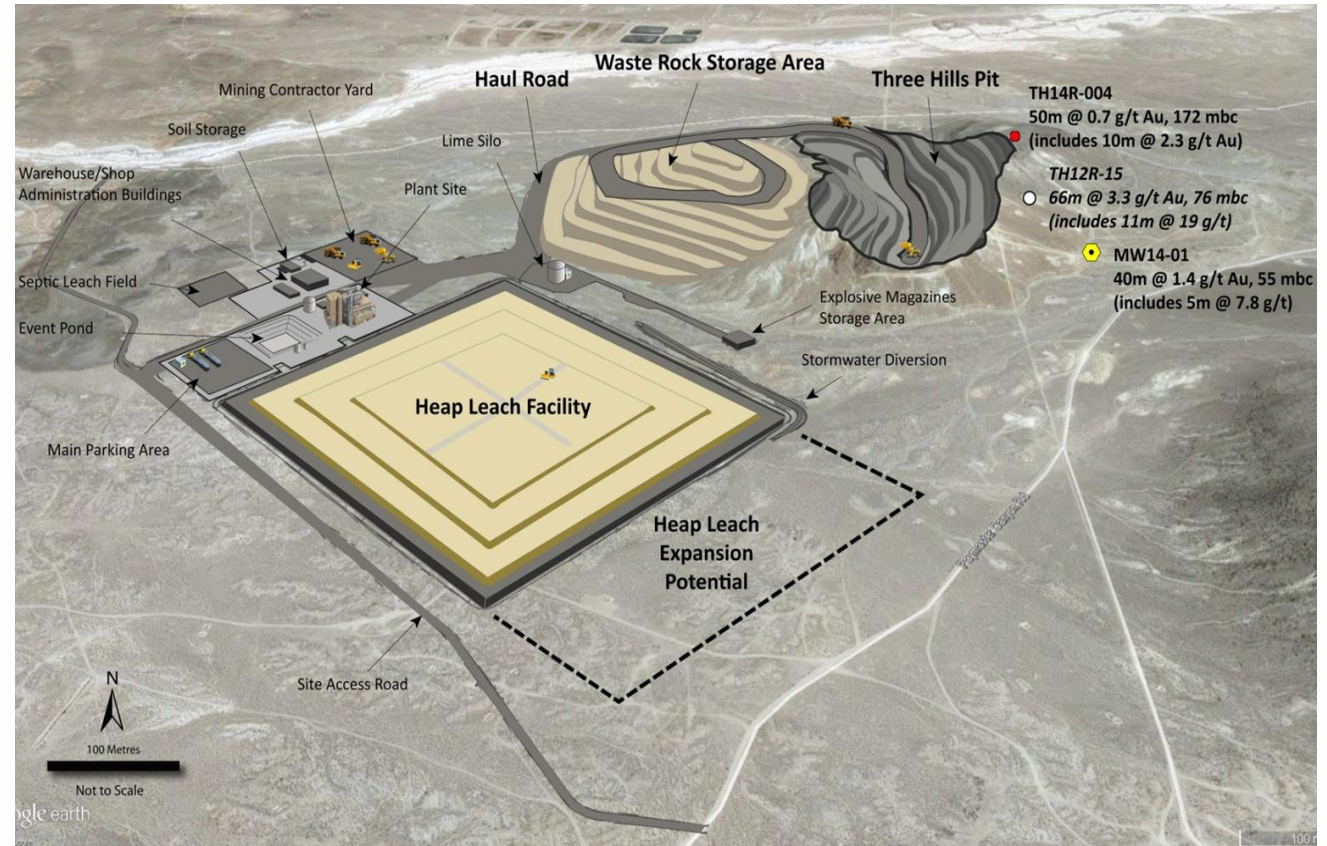
Simple, quick, no gold plant, contractor mining

~12 months to first gold pour

Admin & assay lab in Tonopah – 1 mile

Grid power – 1 mile

On-site water



Source – “Technical Report and Updated Preliminary Feasibility Study: Hasbrouck and Three Hills Gold-Silver Project, Esmeralda County, Nevada” – produced by RESPEC, January 2023, with contributions from Thomas Dyer, P.E., J. Bickel, C.P.G., Mark Jorgensen, R.M., SME, Ryan Baker, P.E., and Carl Defilippi, R.M., SME



# First Pit

- *Strong Exploration Potential\**

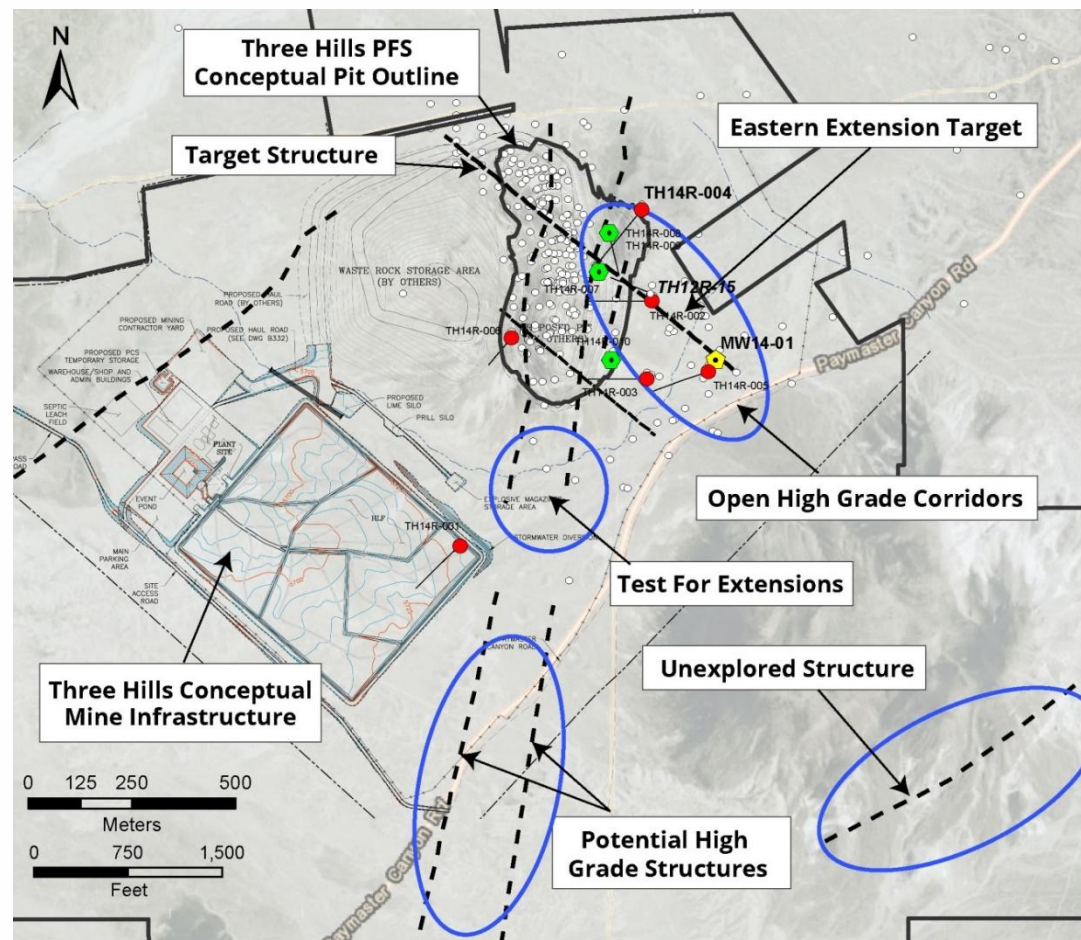
## Four targets

## Extensions to known mineralization

## Open high-grade corridors

## Potential high-grade structures

\* See cautionary language about exploration targets on Slide 2



See cautionary language about exploration targets on Slide 2

Source – “Technical Report and Updated Preliminary Feasibility Study: Hasbrouck and Three Hills Gold-Silver Project, Esmeralda County, Nevada”– produced by RESPEC, January 2023, with contributions from Thomas Dyer, P.E., J. Bickel, C.P.G., Mark Jorgensen, R.M., SME, Ryan Baker, P.E., and Carl Defilippi, R.M., SME

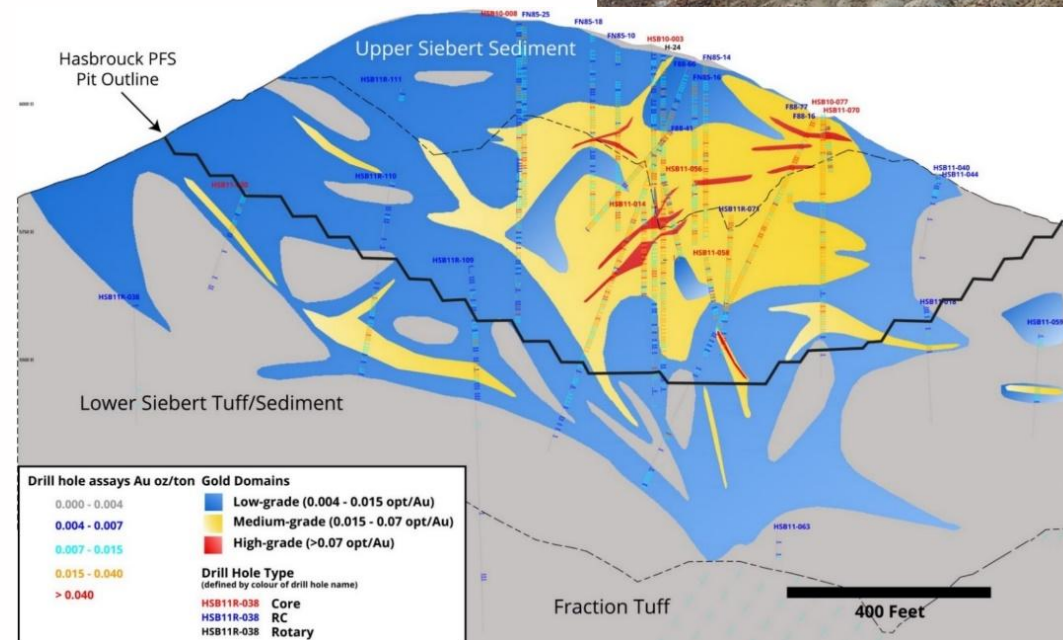


# Second Pit – *Simple, Profitable!*

71,000 oz per year

Little pre-strip, 1.2:1 strip ratio

Expansion potential



Source – “Technical Report and Updated Preliminary Feasibility Study: Hasbrouck and Three Hills Gold-Silver Project, Esmeralda County, Nevada” – produced by RESPEC, January 2023, with contributions from Thomas Dyer, P.E., J. Bickel, C.P.G., Mark Jorgensen, R.M., SME, Ryan Baker, P.E., and Carl Defilippi, R.M., SME

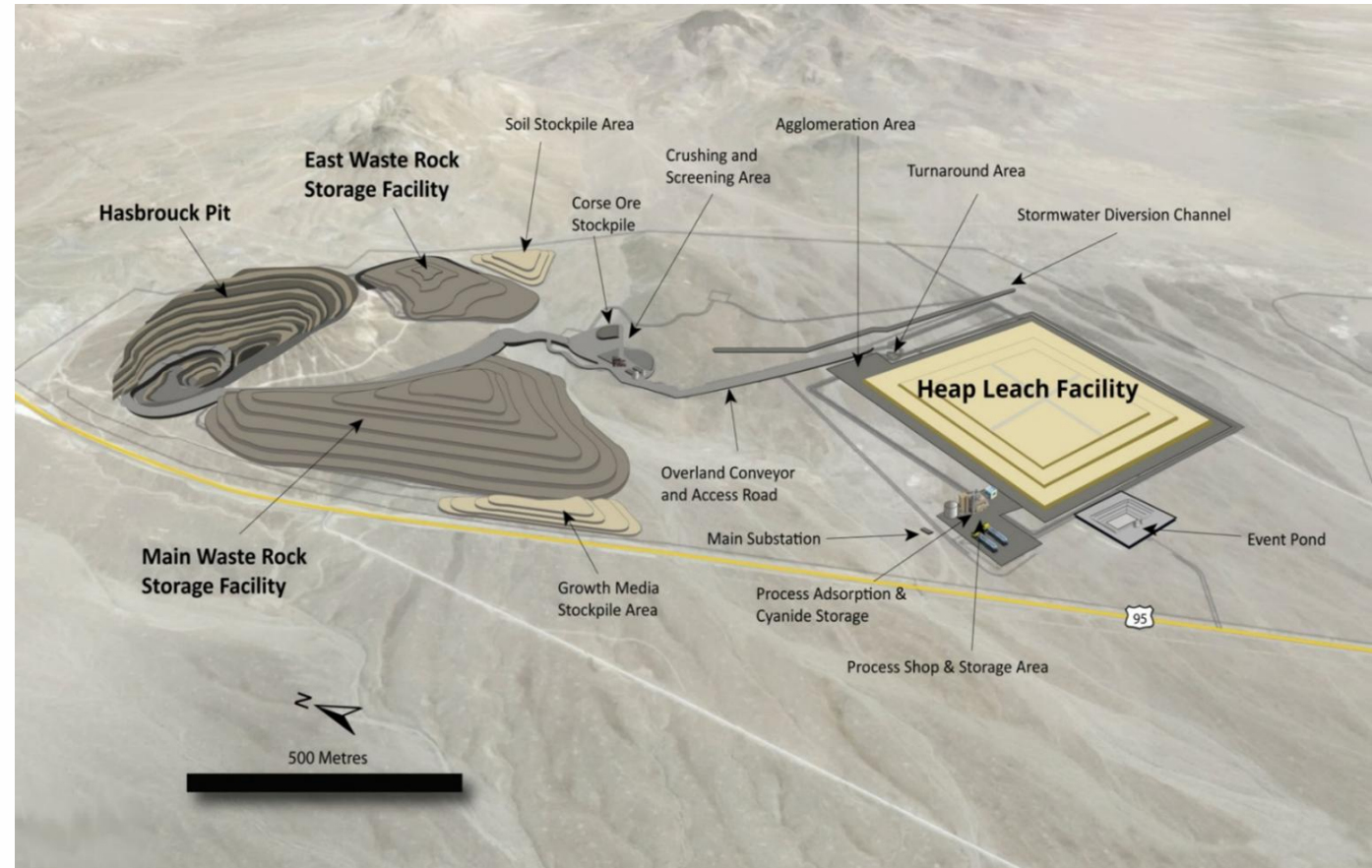
# Second Pit – Layout

~18 months to build

Easy road access

Grid power

On-site water



Source – “Technical Report and Updated Preliminary Feasibility Study: Hasbrouck and Three Hills Gold-Silver Project, Esmeralda County, Nevada” – produced by RESPEC, January 2023, with contributions from Thomas Dyer, P.E., J. Bickel, C.P.G., Mark Jorgensen, R.M., SME, Ryan Baker, P.E., and Carl Defilippi, R.M., SME

# Second Pit - *Strong Exploration Potential\**

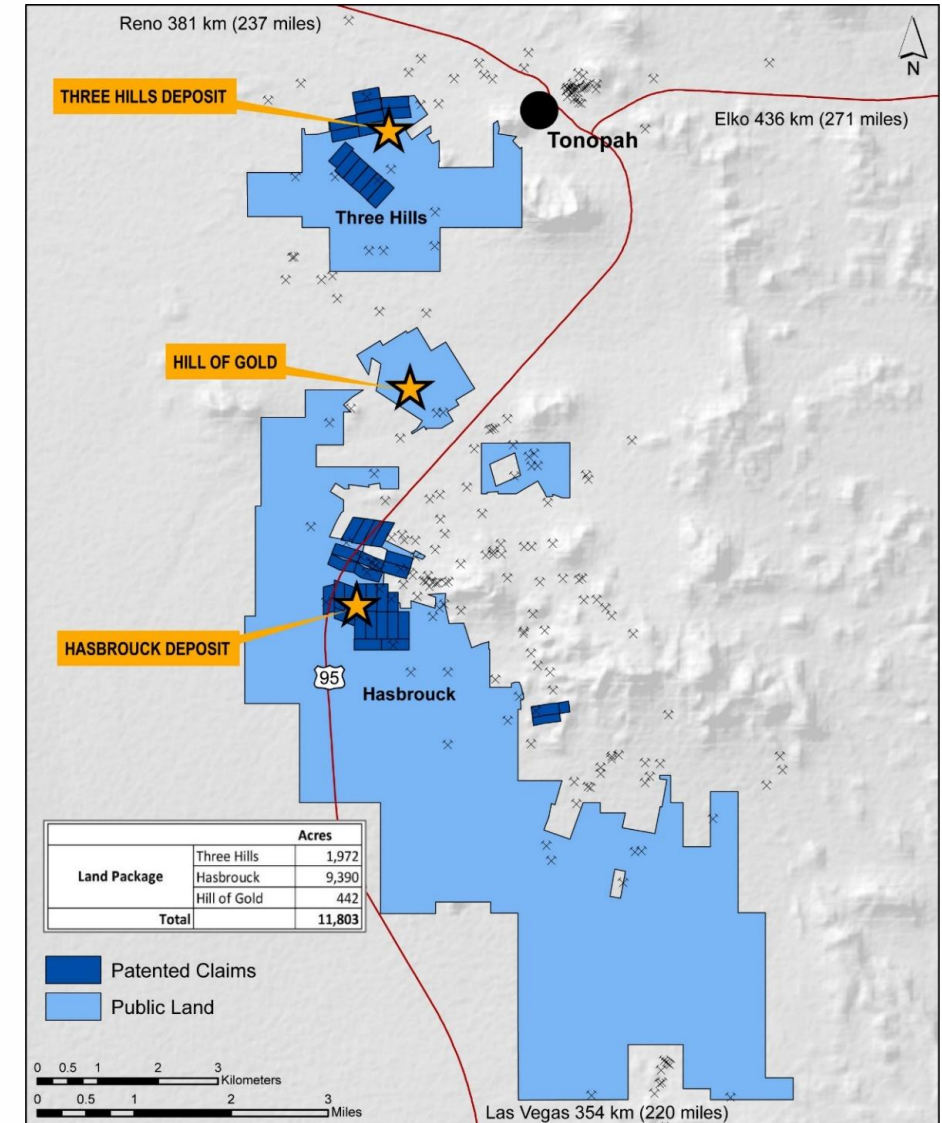
Three centres of mineralization

12,000 acres with exploration potential

Hill of Gold – an upside opportunity

All necessary infrastructure nearby

\* See cautionary language about exploration targets on Slide 2



# 2023 Pre-feasibility summary

<b>RESERVE &amp; MINING</b>	<b>Units</b>	<b>Three Hills Mine</b>	<b>Hasbrouck Mine</b>	<b>Hasbrouck Project</b>
Ore	million tons	10	34	44
Stripping Ratio	waste:ore	0.9	1.2	1.1
In-situ Gold Grade	g Au/t	0.6	0.6	0.6
Contained Gold Amount	koz	175	578	753
Gold Recovery	%	82.7%	72.1%	74.6%
Recovered Gold Amount	koz	144	417	561
Average Annual AuEq Production	koz/year	71	73	74
<b>CAPITAL</b>				
Initial Capex	US\$ million	\$66		
Sustaining & Growth Capex	US\$ million		\$156	
Growth Capex	US\$ million		\$123	
Sustaining Capex	US\$ million		\$33	
All-in Sustaining Cost	US\$/oz Au net of by-products	\$701	\$938	\$877
Mine Life	year	2	7	9
<b>Gold Price</b>	<b>US\$/oz</b>	<b>\$1,790</b>	<b>\$1,790</b>	<b>\$1,790</b>
<b>NPV (5%) - after tax</b>	<b>US\$ million</b>			<b>\$206</b>
<b>IRR - after tax</b>	<b>%</b>			<b>51.4%</b>

See cautionary language on Mineral Reserves on Page 2

Source – “Technical Report and Updated Preliminary Feasibility Study: Hasbrouck and Three Hills Gold-Silver Project, Esmeralda County, Nevada” – produced by RESPEC, January 2023, with contributions from Thomas Dyer, P.E., J. Bickel, C.P.G., Mark Jorgensen, R.M., SME, Ryan Baker, P.E., and Carl Defilippi, R.M., SME



# Mineral Resource

(Includes Reserve)

## Three Hills Deposit Reported Mineral Resources\* December 15, 2022, (0.005oz Au/ton Cutoff)

Class	K Tons	oz Au/ton	K oz Au
Indicated	10,423	0.018	185
Inferred	1,008	0.017	17

## Hasbrouck Deposit Reported Mineral Resources\* December 15, 2022, (0.007oz AuEq/ton Cutoff)

Class	K Tons	oz Au/ton	K oz Au	oz Ag/ton	k oz Ag
Measured	6,987	0.019	134	0.39	2,752
Indicated	35,041	0.015	516	0.27	9,404
M+I	42,028	0.015	651	0.29	12,156
Inferred	5,161	0.011	56	0.19	986

See cautionary language on Mineral Reserves on Page 2

Source – “Technical Report and Updated Preliminary Feasibility Study: Hasbrouck and Three Hills Gold-Silver Project, Esmeralda County, Nevada” – produced by RESPEC, January 2023, with contributions from Thomas Dyer, P.E., J. Bickel, C.P.G., Mark Jorgensen, R.M., SME, Ryan Baker, P.E., and Carl Defilippi, R.M., SME

# Mineral Reserve

(included in Measured and Indicated Resource)

Hasbrouck Gold Project Reserves, January 11, 2023, RESPEC <sup>(1, 2)</sup>						
		K tons Ore	Grade (oz Au/ ton)	K oz Au	Grade (oz Ag/ton)	K oz Ag
<b>Three Hills Mine Reserves</b>						
0.005 opt Au cutoff	Proven	-	-	-	-	-
	Probable	9,653	0.018	175	-	-
	<b>P&amp;P</b>	<b>9,653</b>	<b>0.018</b>	<b>175</b>	<b>-</b>	<b>-</b>
<b>Hasbrouck Mine Reserves</b>						
Variable cutoff grade <sup>(3)</sup>	Proven	6,130	0.021	126	0.417	2,558
	Probable	28,239	0.016	452	0.281	7,946
	<b>P&amp;P</b>	<b>34,370</b>	<b>0.017</b>	<b>578</b>	<b>0.306</b>	<b>10,504</b>

<b>Total Hasbrouck Gold Project</b>						
Variable cutoff grade <sup>(3)</sup>	Proven	6,130	0.021	126	0.417	2,558
	Probable	37,893	0.017	627	0.210	7,946
	<b>P&amp;P</b>	<b>44,023</b>	<b>0.017</b>	<b>753</b>	<b>0.239</b>	<b>10,504</b>

1. The estimation and classification of proven and probable reserves was prepared in accordance with CIM standards by Thomas L. Dyer P.E. of Mine Development Associates, who is the independent qualified person for this Reserve statement.
2. Reserves are estimated based on \$1,225/oz gold and \$17.50/oz silver; and
3. Cutoff grades used for reserves are: Three Hills 0.005 oz Au/ton, Hasbrouck upper Siebert 0.008 oz Au/ton, and Hasbrouck Lower Siebert 0.007 oz Au/ton.

See cautionary language on Mineral Reserves on Page 2

Source – “Technical Report and Updated Preliminary Feasibility Study: Hasbrouck and Three Hills Gold-Silver Project, Esmeralda County, Nevada” – produced by RESPEC, January 2023, with contributions from Thomas Dyer, P.E., J. Bickel, C.P.G., Mark Jorgensen, R.M., SME, Ryan Baker, P.E., and Carl Defilippi, R.M., SME